



*Video door entry panel  
with OneToOne module  
and braille labels.*

## THE NEW LANGUAGE FROM FERMAX

**SKYLINE** is the new language from FERMAX. Is the only one able to respond to all the market needs, integrating video door entry, access control and informative displays in the same unit.

The manufacturing materials are selected for their beauty and maximum weather resistance. The final result of any **SKYLINE** combination is an elegant product prepared to resist in the most adverse conditions.

## INFORM AND GUIDE

The **SKYLINE** panels can integrate cardholders with the building's most relevant information: name and address, neighbour directory or user instructions.




In office buildings, each office may have its own cardholder with its logo and contact details.

The electronic directory is very intuitive because it works as a mobile telephone directory.



## WELCOME EVERYONE

**SKYLINE** welcomes everyone: children, adults, elderly and people with any kind of disability.

-  The OneToOne module makes its use easier for persons with hearing disabilities by using luminous symbols.
-  Its modular design allows to combine panels at different heights so that everyone can have access to the pushbuttons.
-  Braille labeling of the numbers of the cardholders. A voice message informs when the door is open.

## HIGH RESISTANCE

It is a product designed to resist the passage of time in adverse conditions. Its manufacturing materials, anodized aluminium profile, chromed zamak pushbuttons and reinforcements, polycarbonate transparent elements, etc., are chosen for their beauty and maximum resistance in bad weather conditions.

The pushbutton and keypad contacts are watertight. The pushbutton are able to resist 100,000 pressings in 48 hours with total reliability.



**FERMAX**



## REFINED DESIGN

**SKYLINE** is the creation of Ramon Benedito, prestigious industrial designer, winner of the national design award and FERMAX Worldwide design partner since 1975.

The aesthetic and the materials chosen for each piece allows it to perfectly integrate in the architecture of any place in the world. Its timeless and universal design contributes to give distinction and exclusiveness where a SKYLINE equipment is installed.



## CHOOSE THE BEST COMBINATION

With **SKYLINE** it is possible to choose the best combination for each building, house, office or condominium.


**SKYLINE** integrates access control readers allowing to open the doors without using a key:

- **Fingerprint:** the most reliable and convenient system.
- **Numerical code:** a pin number must be entered to open. Each neighbour can have its own.
- **Proximity:** the door is opened using a card or a proximity key ring.

## SEE WHO IS CALLING, LISTEN AND TALK

**SKYLINE** communicates the building access with each home.

- **The high sensibility CCD camera** captures a picture of the visitor. It has an automatic illumination system for night vision.
- **The 2W amplifier** and the microphone guarantee a high quality and good performance communication. The volume can be adjusted depending on environmental noise.
- **The cardholders and keypads** are permanently illuminated with low consumption leds to facilitate its use in poor light conditions.



## DISCOVER **SKYLINE**

INFINITE POSSIBILITIES





*Digital video door entry panel  
with proximity reader*